

How to convert FLV to 3GP?

FLV to 3GP Converter

[Xilisoft FLV Converter](#) is a powerful [FLV file converter](#) to convert FLV to 3GP file format. Except for converting FLV to 3GP, it also can convert FLV files to AVI, MPEG, WMV, DivX, MP4, MOV, etc. video formats. With it you can even convert videos like AVI, MPEG, WMV, MP4, 3GP to FLV files.

Step-by-Step guide: How to convert FLV to 3GP

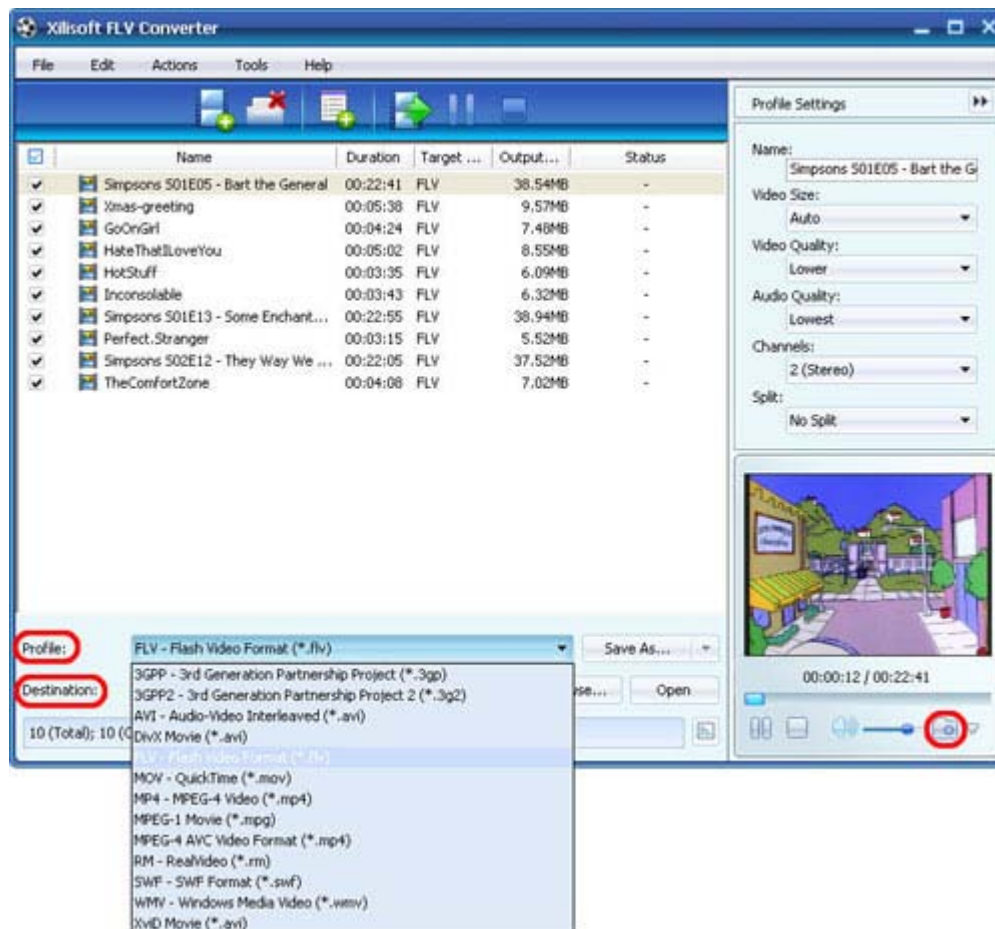
Step 1: [Download the FLV converter](#) and install it.

Step 2: Add FLV files.

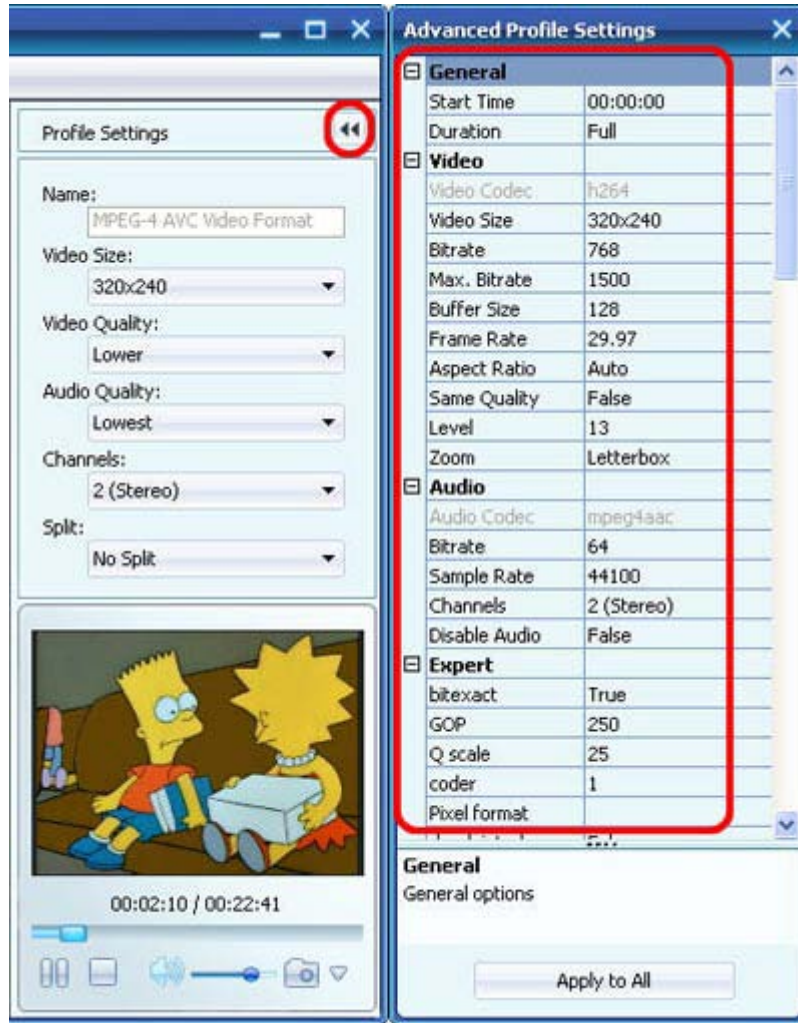
Click "Add File" button on the toolbar or "File > Add File" to load your FLV files.

Step 3: Set output format and output folder.

Choose the file, click "Profile" drop-down button to choose output format (**3GPP - 3rd Generation Partnership Project (*.3gp)**).

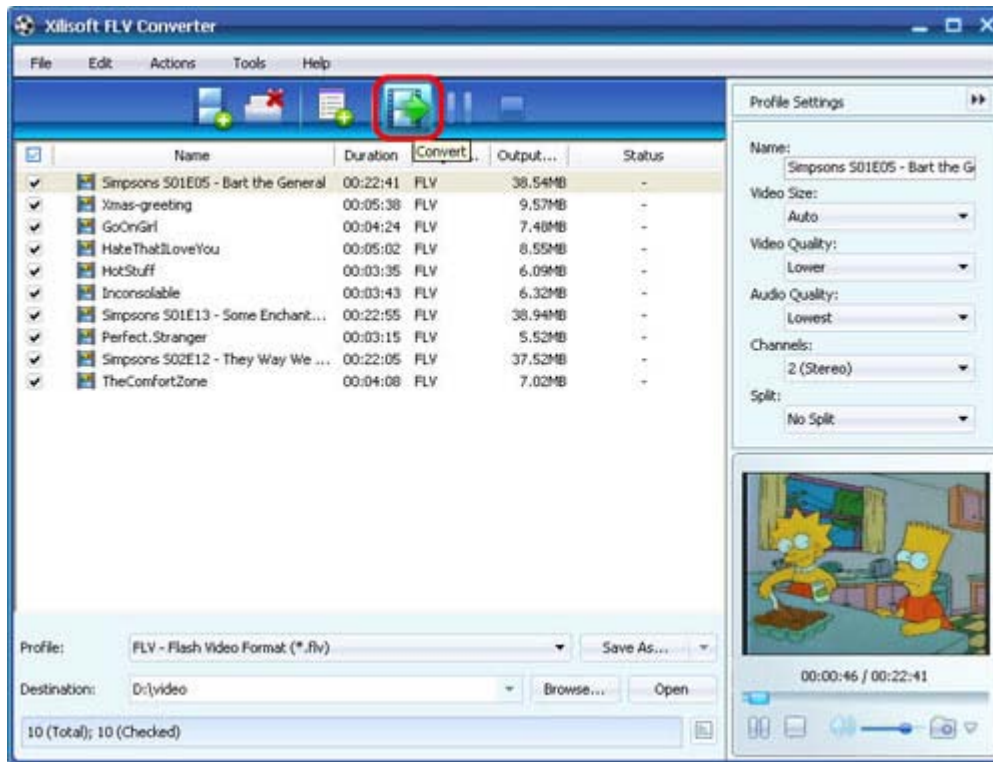


After choosing a profile, you can adjust parameters by clicking the "Advanced Profile Settings" button.



Click "Browse" button to choose destination folder for saving the converted 3GP files.

Step 4: Convert.

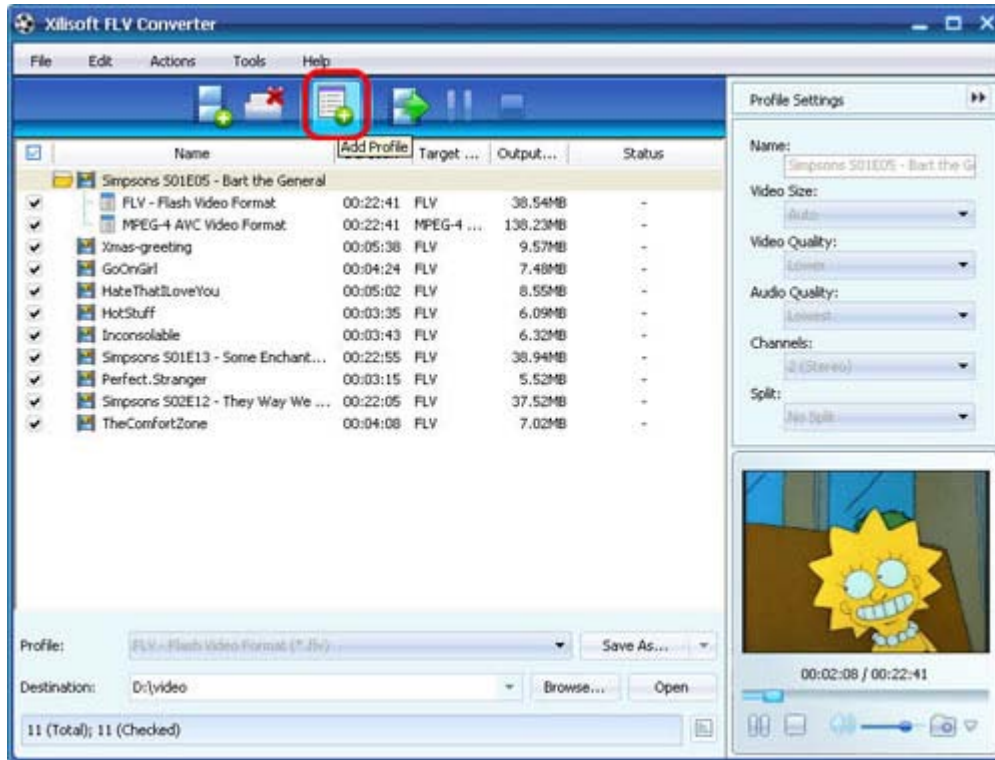


Ok, done.

Tips for using FLV to 3GP converter

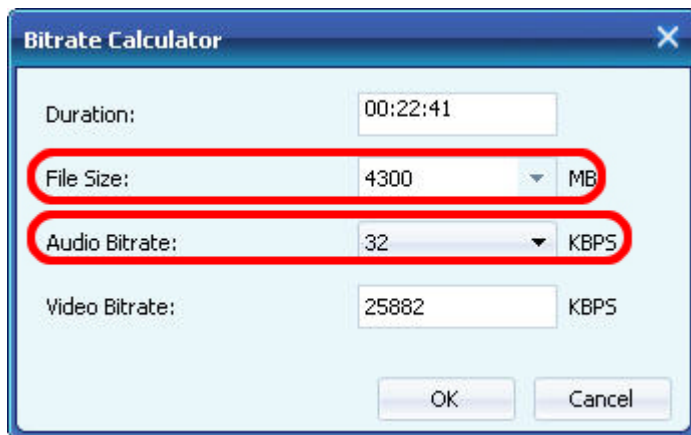
Tip 1: Add profiles for the same video file

Select the video and click the "Add Profile" button to set multiple output formats for one file simultaneity, and you can get several video formats for your different players.



Tip 2: Customize output size with bitrate calculator.

To custom output size, select the video file and click Tools > Bitrate Calculator, and input the file size to get exact video file.



Tip 3: Snapshot.

Click "Snapshot" button on main interface to take a snapshot when playing the video and save them as common picture formats like BMP.

If you're interested in this FLV converter program, please visit: [Xilisoft FLV Converter](http://www.xilisoft.com/flv-converter.html).

For more related articles:

<http://www.xilisoft.com/flv-converter.html>

For more information, visit:

<http://www.xilisoft.com/>